

Reading the IOM Report on the status of International Migration, Version 2022: Key Figures, Trends and Disruptions due to COVID19.

By, Amal EL OUASSIF, International Relations Specialist, at the Policy Center for the New South.

International mobility and internal displacement

Paradox between the number of international migrants and internally displaced persons.



60% drop in air travel worldwide (**1.8 billion** in 2020 versus **4.5 billion** in 2019).



Substantial increase in the number of internally displaced persons worldwide (**40.5 million** in 2020 compared to **31.5 million** in 2019).

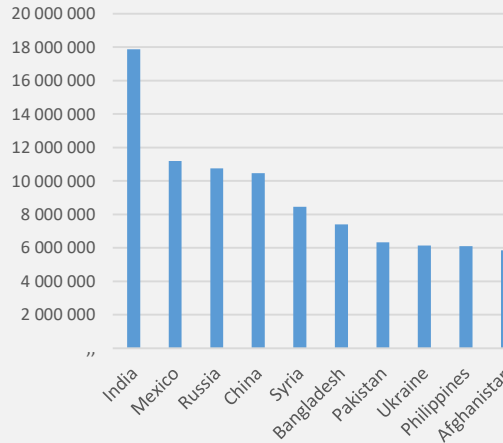
Migration and COVID19

International migration slowed by COVID19.

In 2020, most people in the world (96.4 percent) reside in the country where they were born.

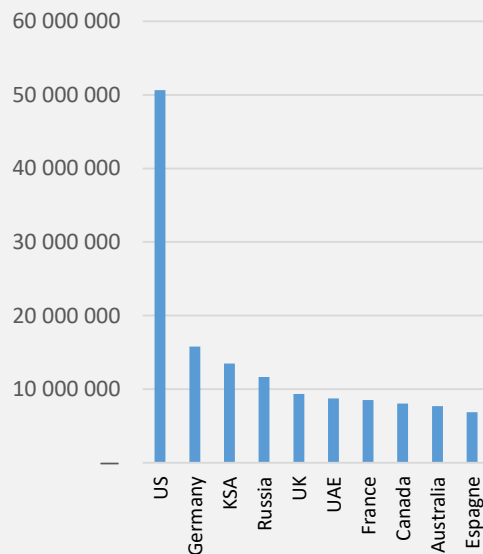
Main countries of origin of migrants in 2020

Les dix premiers pays d'origine des migrants internationaux en Millions en 2020



Principaux pays d'accueil des migrants en 2020

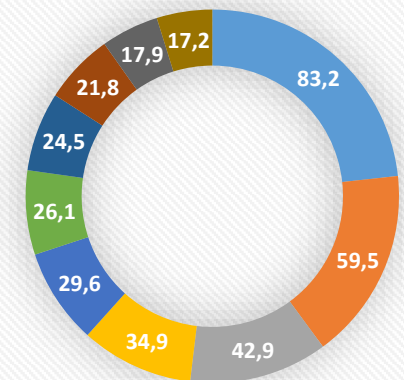
Main host countries of migrants in 2020



International remittances by migrants in 2020

Overall increase in international funds. From US\$126 billion in 2000 to **US\$702 billion** in 2020. Despite predictions of a sharp decline in international remittances due to COVID-19. 2020 saw only a slight decline (2.4%) from the 2019 global total.

Top countries receiving migrants remittances in 2020 in Billion \$



- India
- Mexico
- Egypte
- France
- Germany
- China
- Philippines
- Pakistan
- Bangladesh
- Nigeria